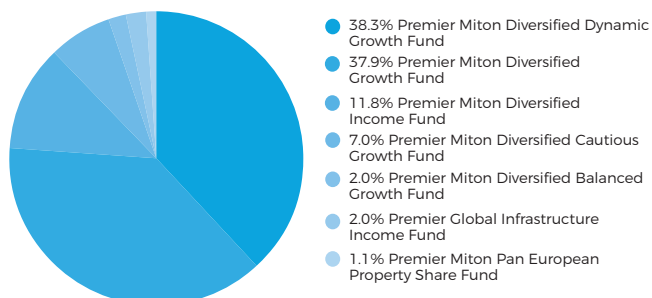


Premier Balanced Plus Portfolio

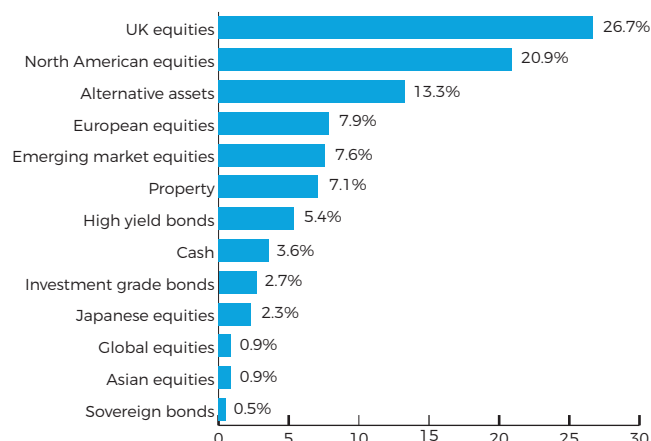
Quarterly update to 31 December 2020

- The Premier Balanced Plus Portfolio made a gain of 10.4% during the three months to 31 December 2020.
- It was a year of extremes for society, economies and financial markets ranging from despair to euphoria. Those extremes continued through the final quarter as COVID-19 dominated events.
- The positive news on vaccines in November was greeted very positively by investors. Equity markets moved higher and safe haven assets such as government bonds and gold, lost some of their shine. However, the good news was followed by more virulent strains of the virus rapidly spreading and lockdown measures being stepped up in many countries.
- Financial markets continue to be torn between the hope of a successful vaccine roll-out, along with government stimulus measures and the reality of the economic impact of COVID.
- There was a significant change to the funds held within the portfolio. The Premier Miton Multi-Asset Conservative Growth, Premier Miton Multi-Asset Growth & Income and Premier Miton Multi-Asset Global Growth funds were sold and the proceeds reinvested in the Premier Miton Diversified fund range.
- The aim of the changes were to retain the risk profile of the portfolio and to increase the direct exposure to the different asset classes, rather than using third party fund managers.
- This did not have a significant impact on the underlying asset allocation but gives more precise exposures to the desired assets. It will have the added benefit of reducing costs over time.
- The Premier Miton Diversified fund range is now the core of the portfolio. These funds utilise the experience and expertise of Premier Miton's specialist investment teams to construct multi-asset funds with different risk / reward profiles that can be blended together to more exactly meet the portfolios own risk / reward profile.
- Specialist Premier Miton funds will be used alongside the Premier Miton Diversified funds to facilitate the Investment Committee's views on markets.

Portfolio strategy*



Asset allocation



The bar chart shows the asset allocation of the underlying holdings of the funds that make up the portfolio. Cash includes cash held within the underlying funds and the portfolio. Asset allocation may be above or below 100% due to rounding. Fund name change: *On 27.11.20, 'Miton' was added to the name of the fund to reflect the merger of Premier Asset Management Group plc and Miton Group plc which took place in November 2019 to form the Premier Miton Group plc.

Top 30 holdings - total number of holdings in the portfolio: 297

Boussard & Gavaudan	1.9%	Visa Inc	1.1%	LVMH - Moet Hennessy Louis Vuitton	0.9%
Microsoft	1.6%	Taiyo Yuden	1.1%	Games Workshop Group	0.9%
BH Global GBP Ord	1.5%	Estee Lauder Companies	1.1%	KLA	0.9%
Highbridge Tactical Credit Fund	1.3%	AbbVie	1.0%	Frontier Developments	0.9%
Taiwan Semiconductor Manufacturing Company	1.3%	Paypal Holdings	1.0%	Neste	0.9%
Stryker	1.2%	Vonovia SE	1.0%	B&M European Value Retail	0.9%
BH Macro GBP Ord	1.2%	Target	1.0%	Broadcom	0.9%
ASML Holding	1.2%	JPMorgan Chase & Co	1.0%	Sumo Group	0.8%
Nvidia	1.2%	Teleperformance	1.0%	China Lesso Group	0.8%
Mastercard	1.1%	First Solar	1.0%	China Conch Venture Holdings	0.8%

Top 30 holdings in the fund(s) that make up the portfolio. This does not represent a full list of all the holdings which will change over time. Cash held has been excluded from the holdings.



Premier Balanced Plus Portfolio

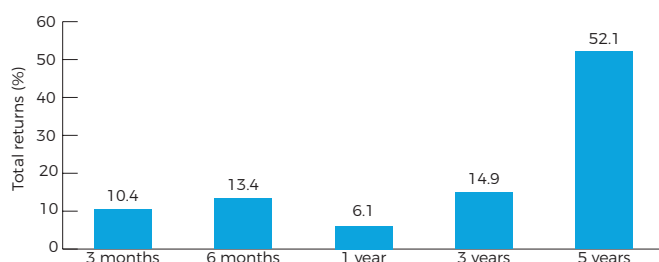
Quarterly update to 31 December 2020

Portfolio objective

Aim: Long-term investment growth

Investment strategy: This portfolio aims to provide a balanced approach to building investment growth by investing across a broad range of asset classes, including exposure to UK and overseas equity markets. Equity markets can offer the potential of attractive returns over the longer term but can experience higher levels of volatility. This portfolio might appeal to an investor looking for an above medium risk growth strategy and who is prepared to balance the potential for increased investment growth over the long-term with less emphasis on investment preservation than the Premier Balanced Portfolio.

Portfolio performance



Discrete year to month end (%)

31.12.15-31.12.16	31.12.16-31.12.17	31.12.17-31.12.18	31.12.18-31.12.19	31.12.19-31.12.20
16.5	13.7	-7.4	17.0	6.1

All performance data to 31 December 2020, unless otherwise stated. Performance of the portfolios is based on the underlying Premier funds held in each portfolio, which can change from time to time, as at the date shown. Data source: FE Analytics, taken on a bid to bid, total return (income reinvested), UK sterling basis, using class A shares where these are available for the underlying Premier funds up to 01.04.2016. After this date, when the Premier Portfolio Management Service was relaunched, the class B shares of the underlying Premier funds held in each portfolio have been used. The performance information on this document is for illustrative purposes only and may not be representative of the returns from an individual client portfolio.

General risks of investing

Reference to any particular stock does not constitute a recommendation to buy or sell the stock.

The value of investments may fluctuate which will cause fund prices to fall as well as rise and investors may not get back the original amount invested.

The performance of information presented in this document relates to the past. Past performance is not a reliable indicator of future returns.

Future forecasts are not reliable indicators of future returns.

All types of investment carry a degree of risk. It is possible you could lose some, or all, of the money you invest. The level of risk varies depending on the type of investment.

Typically, you are less likely to lose money over the long term from an investment that is considered low risk, although potential returns may also be lower. Investments considered higher risk typically offer greater opportunities for better long-term returns, though the risk of losing money is also likely to be higher.

When you invest, it is important that you understand the risk to your money and are comfortable with that level of risk. If you are unsure, we would recommend that you consult a financial adviser.

Past performance of an investment is not an indication of how it will perform in the future. The value of your investment and any income generated by your investment can go down as well as up, and you could get back less than you invested.

The value of your investment might not keep up with any rise in the cost of living.

You could lose money if financial markets fall.

There is no guarantee that the investment objective of the portfolio will be achieved.

The levels of taxation that apply to income or capital gains from the portfolio, including any tax relief that may be available, will depend on your personal tax situation.

Portfolios with similar objectives may not perform in the same way as they are likely to have different holdings or hold different amounts of the same investment.

Portfolio performance will be affected by investment decisions made by the investment committee.

Premier Balanced Plus Portfolio

Quarterly update to 31 December 2020

Portfolio specific risks

Some of the main specific risks that apply to the funds that this portfolio invests in are summarised here. If the funds that are held in the portfolio change, the types of investment risk that the portfolio is exposed to will also change.

Alternative investments

These typically behave differently to traditional investments such as bonds and equities. They can include a range of assets such as specialist lending, private equity, hedge funds and gold. Adding alternative investments to a portfolio can help to make it more diverse but can also make it more volatile.

Call options

A type of derivative. Call options can be used for a number of reasons; they can be used to generate income or to gain exposure to an asset. These can make a fund more volatile from time to time.

Collective investment schemes (funds)

Where other funds are held in a portfolio, or where there is indirect exposure to other funds, these could include higher-risk investments like hedge funds, property funds or commodity funds (e.g. investing in gold, oil), which would increase the overall risk in the fund.

Counterparty credit

Some securities or financial instruments rely on payments or guarantees from a counterparty. This is a role usually undertaken by a bank or similar entity.

Currency

Where investments in a fund are denominated in currencies other than sterling (for example, if a fund holds assets priced in euros), its value will be affected by changes in the relevant exchange rate. Certain other investments, such as the shares in companies with profits from other countries, will also be effected.

Derivative

A contract whose value is based on the change in price of a specific asset or index. When derivatives are used within a fund, it doesn't necessarily increase risk. However, price changes in the underlying asset can translate into big swings in the value of derivatives (up and down), which has a direct effect on the value of the fund.

Emerging markets

Investments made in bonds, equities or other assets in less-developed countries generally carry higher risk than in developed countries.

Equities

Equities (shares) can experience high levels of price fluctuation.

Fixed interest securities

Government and corporate bonds generally offer a fixed level of interest to investors, so their value can be affected by changes in interest rates. When central bank interest rates fall, investors may be prepared to pay more for bonds and bond prices tend to rise. If interest rates rise, bonds may be less valuable to investors and their prices can fall.

Geographic concentration

Funds that have a strong focus on a particular country or region can carry a higher risk than funds with a more diversified portfolio.

Hedging

A hedge is designed to offset the risk of another investment falling in price. It can also act as a limit on potential gains if the investment that has been hedged increases in value.

Inflation

Higher inflation can lead to some investments falling in value, particularly those with a fixed level of interest, for example government bonds and corporate bonds.

Infrastructure

Investments are often in large-scale projects whose profitability can be affected by supply problems or rising prices for raw materials or natural resources. Changes in the wider economy and government regulation can also have a significant influence.

Interest rate

Changes in central bank interest rates can affect all types of assets, in particular, securities such as government bonds and corporate bonds that generally offer a fixed level of interest. If interest rates go up, the value of a bond may fall, and vice versa.

Issuer credit

There are times when the issuer of a security (for example, a company that has issued a bond) is unable to make income payments or repay its debt. When this happens it can result in losses for the fund.

Legal and tax

The income or capital gains from investments can sometimes be affected by changes in legal and tax regulations or how these rules are applied.

Liquidity

In some instances, for example, when market conditions generally are difficult, holdings in a fund may be difficult to sell and buy at the desired price. The fund value could fall as a result.

Non-investment grade bonds

Bonds with a higher risk that the bond issuer might not meet its income or repayment obligations, as assessed by independent bond rating companies.

Operational

Processes, systems and controls around your investment might fail. The more complex or unusual the investments that the fund holds, the more likely this is to happen. For example, developing markets may have less reliable systems or lower standards of governance than more developed markets.

Property and Real Estate Investment Trusts

Property values can rise and fall sharply depending on the strength of a country's economy.



Premier Balanced Plus Portfolio

Quarterly update to 31 December 2020

Put-options

A type of derivative. Put-options can be used for a number of reasons. For example, they can be used to protect the value of an underlying investment or group of investments against a fall in value. They can be thought of as an insurance policy. These can make a fund more volatile from time to time.

Smaller companies

Investment in smaller companies is typically higher risk than investment in larger companies. Shares in smaller companies can experience greater levels of volatility.

Structured investments

These investments are built around a derivative and have specific criteria that need to be met to deliver a positive return. If these criteria are not met, the investment can fall sharply in value.

Unregulated collective investment schemes

These investments can carry additional risks as they are not subject to the same level of regulation as authorised or regulated schemes.

Zero dividend preference shares (ZDPs)

Issued by investment trusts. ZDPs have a maturity date, pay no income but pay a set amount at maturity. Serious falls in market levels can alter their structure and lead to falling values.

The Premier Portfolio Management Service is only available to investors who use the ongoing services of a financial adviser.

Past performance of a portfolio is not a guide to future returns. The value of an investment and the income from it can go down as well as up and there is a risk of loss to capital. Exchange rates will also cause the value of underlying investments to fall or rise. Tax concessions are not guaranteed and may be changed at any time; their value will depend on individual circumstances. Details of the nature of the investments, the commitment required and the specific risk warnings are described in the Premier Portfolio Management Service Terms and Conditions. Reference to any particular stock or portfolio does not constitute a recommendation for investment purposes. Persons who do not have professional experience in matters relating to investments should speak with a financial adviser before making an investment decision.

Financial Promotion issued by Premier Miton Investors. Premier Portfolio Managers Limited is registered in England no. 01235867. Premier Fund Managers Limited is registered in England no. 02274227. Both companies are authorised and regulated by the Financial Conduct Authority and are members of the 'Premier Miton Investors' marketing group and subsidiaries of Premier Miton Group plc (registered in England no. 06306664). Registered office: Eastgate Court, High Street, Guildford, Surrey GU1 3DE.

For your protection, calls may be monitored and recorded for training and quality assurance purposes.

